



A. QUICK HELP:

How to prepare a talk on Mark

1. Pray for God's help

2. Read the Bible section several times.

Use  **Background** to help you to understand the section.
Use  **Notes** to help you to understand difficult Bible verses.

3. Try to find the main point that God is teaching us in the Bible section.

Use  **Main point** to help you.

4. Pray for your people. Think how this Bible section will help them.

Use  **Something to work on** to help you

5. Write your talk in your own language. Start with the main points which the Bible teaches.

Use our notes in the **TALK** section to help you.

6. Now write a beginning and an end for your talk.

7. Check what you have done.

- Is the **main point** clear?
- Do you show them what the **Bible** teaches?
- Do you use **word pictures** to help your people understand and remember?
- Do you **connect** with the people?
What do you hope will **change**?

8. Pray that God will speak through your words. Pray that his truth will change people.


For more help read the next section.

B. How to use Preaching Mark

Every time you prepare a talk, begin with these things:

- Pray for God’s help
- Read the Bible section
- Try to find the main point that God is teaching us in the Bible section.

Then you can use these notes to help you. There are two pages for each talk. The first page helps you to think about the Bible section. The second page gives you headings and ideas for a talk.

When you see this symbol  , you need to read what the Bible says.

STUDY page: *understand the Bible*

The first page helps you to understand the Bible section.

▣ BACKGROUND: It is very important to think about what comes before and after the section. We will look at a few verses each time. However, those verses fit into Mark’s big story about Jesus. Always ask how a section is like other things in Mark. Ask how it helps us to understand who Jesus is and why Jesus came.

The **Background** section will help you to do this.

STUDY: Mark 1:1-8

1 THE GOOD NEWS ABOUT JESUS CHRIST

▣ BACKGROUND
— Read Mark 1:1-15. This section is Mark’s start or introduction to his book. It tells us the main point of his book. Notice that John and Jesus preach the same message. When we have read about Jesus Christ, we too should ‘repent and believe the good news’.

▣ MAIN POINT
Jesus Christ has come as God promised. This is good news. We should come to Jesus and repent.

▣ SOMETHING TO WORK ON
1. Pray that God will help you show people how important and wonderful Jesus is. Mark’s good news is Jesus, so we must ‘preach’ Jesus!
2. Make sure that they understand ‘repent’ (turn away from your sins). Mark 1:4, 15. ‘Repent’ means more than ‘say sorry’.

When we repent we turn round. We change our mind. We do not go sin’s way any longer. We go God’s way. Use a word picture to help.

▣ NOTES

- Mark 1:2, 3. Mark uses the words of Isaiah 40:3. He shows that John is the ‘messenger’ (prophet) that Isaiah told people about. Isaiah uses a picture. A person is making a good road, ready for the King to ride on. John is like this person.
- Mark 1:6. John is dressed like the prophet Elijah (2 Kings 1:8).
- Mark 1:7. John is talking about Jesus. Crowds of people listen to John, but he does not feel important. Jesus is much more important than he is.
- Mark 1:8. John can only make people wet. Jesus will wash people from their sin. Jesus will change people by his Holy Spirit. This verse talks about what happens when Jesus makes us a Christian.
— Read 1 Corinthians 12:13.

▣ MAIN POINT: We have put the most important point in a few words. Think about this point. Can you see this is what the Bible section is teaching? Try to make sure that this point is very clear in your talk.

▣ SOMETHING TO WORK ON: This section chooses something from the Bible section, which you need to think about. It is important to work hard to understand the Bible. Think carefully about how to teach the point in this section. We may use a word picture to help you.

▣ NOTES: This section tells you about difficult Bible verses. It will help you not to make mistakes when you are teaching.

TALK page: Teach the Bible

The second page helps you to teach the Bible section. You must also do your own work. This page gives you ideas. You must take the ideas and use them in the best way. We give you the bones, but you must put the meat on the bones!


PREACH: Mark 1:1-8

THE GOOD NEWS!
— Read Mark 1:1-3
1. JESUS CHRIST IS THE GOOD NEWS
 In Mark 1:1 'gospel' means 'good news'. The good news is a person! Usually good news is when something happens. But the best news is when this person comes. God had promised this person for hundreds of years. Isaiah the prophet spoke about Him (Mark 2:2, 3).
 • Jesus is the Christ: Mark 1:1. 'Christ' is not just another name that Jesus has. It is his job. Jesus' job is to be the 'Christ' or king that God sent. Think how excited you would be if the most powerful ruler in the world came to see you! Jesus is far more important, because he is the king of heaven.
 • Jesus is God's Son: Mark 1:1. When we truly believe that Jesus is God's Son, we will bow and worship him. We will believe everything he says. We will give our lives to him.
 • Jesus came to wash us clean inside: Mark 1:8. Jesus did not come to punish us for our sin! Jesus came to forgive us! This is why John 'baptised' people (dipped people in water). He baptised people to show that Jesus was coming to wash them from their sin.

2. TELL THE GOOD NEWS!
When you have good news, you do not keep quiet. You tell people about it! (Think of an example.) God gave John a job to do. He must tell people the good news about Jesus.
☞ We have the best news to tell!
 Think of people who have not heard the good news about Jesus.
 How will you tell them?
— Read Mark 1:2-4, 7, 8.
WHAT WE SHOULD DO!
— Read Mark 1:4
 Many people think that Jesus does not matter. They may believe Jesus has come, but it does not change them.
 • Why is it wrong to think like this?
 John told people to 'repent' (change the way they think) because King Jesus was coming. They must hate their sins and ask Jesus to forgive them.
☞ Heaven's king has come!
 • Will you do nothing?
 • Will you leave Jesus out of your life?
 • Or will you repent and believe in Jesus?

1. THINGS WE HAVE WRITTEN TO HELP YOU

• Two or three headings. **THESE ARE WRITTEN LIKE THIS.** These headings will help you to teach the Bible clearly. You can change the headings to make them better for your people.

- We show you what the Bible says. We want people to listen to the Bible. Keep reminding them of what the Bible says. If they have a Bible, ask them to find the verse you are talking about. This symbol  will help you know when to do this.
- We explain what the Bible is teaching. You need to think how to explain the Bible so that your people understand. You know your people. We do not know your people. Your words are better than our words.

• We sometimes use a word picture. Here is an example from the notes on Mark 1:16-20.

☞ **Imagine this.** *You see someone who is busy at work. He has a good job. He has a house and a family to look after. You tell him to leave his work and follow you. You will not pay him money. What will he tell you to do? He will tell you to go away! But when Jesus says 'follow me', what happens?*

The word picture may not be good for your people. In your village, people may not have jobs which bring money. A Bible teacher must find a better word picture to help the people understand. You will need to find many more word pictures to help teach the Bible truth. Be very careful that the word picture teaches what the Bible is saying.

- **We show you how to connect the Bible teaching to your people.**

It is important to hear God's word speaking **to us**. We need to know how the Bible teaching changes us. Here is an example:

☞ *We have the best news to tell!
Think of people who have not
heard the good news about Jesus.
How will you tell them?*

- **We give you one or two ideas.**
You need to think of more ways to connect the Bible to your people. You know the people. You know how the Bible needs to change their lives.

2. OTHER THINGS YOU WILL NEED TO DO:

- **Think how to start your talk.**
Your people need to see why it is important to listen today. Tell them what you will teach them from the Bible. Tell them why it is important for them.
- **Think how to end your talk.**
Remind them of the main points. Give them something to think about, or something to do.
- **Pray!** You are telling the people God's truth from God's word. Pray that God will use your words to speak to the people. Pray that God's truth will change people.
- **Always use your own language.**
Never say things in English, if the people do not speak English well.

If you need further help, we have shown how to prepare a talk from this book. Turn to the end, and you will see an example of how to use this book to Preach Mark!